


GAMING BY THE NUMBERS

# Nevada

Nevada is home to commercial and tribal gaming operators and gaming suppliers that support jobs for more than 410,000 Nevadans and \$8.3 billion in tax revenue annually for all levels of government. Gaming tax revenue funds statewide education programs and is essential to Nevada's general budgetary needs. State gaming taxes are also invested in local school systems and transportation programming.

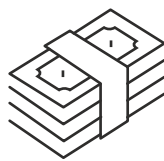


**217**  
Casino Gaming  
Locations\*

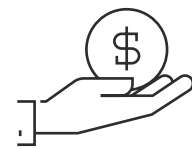
- |                 |                 |                 |
|-----------------|-----------------|-----------------|
| Amargosa Valley | Fernley         | Minden          |
| Battle Mountain | Gardnerville    | North Las Vegas |
| Beatty          | Hawthorne       | Pahrump         |
| Boulder City    | Henderson       | Primm           |
| Carson City     | Incline Village | Reno            |
| Carter Lake     | Jackpot         | Searchlight     |
| Crystal Bay     | Jean            | Silver Springs  |
| Dayton          | Las Vegas       | Sparks          |
| Elko            | Laughlin        | Spring Creek    |
| Ely             | Lovelock        | Stateline       |
| Fallon          | Mesquite        | Sun Valley      |
|                 |                 | Tonopah         |
|                 |                 | Verdi           |
|                 |                 | Virginia City   |
|                 |                 | Wendover        |
|                 |                 | West Wendover   |
|                 |                 | Winnemucca      |
|                 |                 | Yerington       |



**410,456**  
Jobs Supported



**\$55.96 Billion**  
Annual Economic Impact



**\$8.27 Billion**  
Tax Impact

\* All location data is as of Dec. 31, 2021.