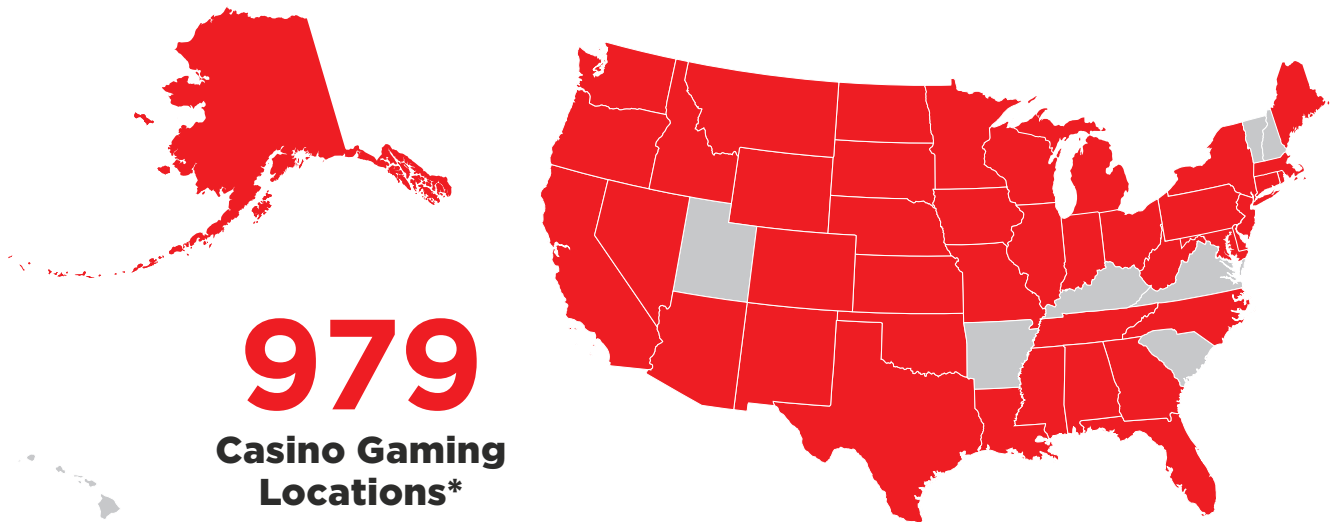


# Gaming's National Impact

**America's gaming industry** is an economic powerhouse that creates opportunities for millions of Americans and improves communities across the country — providing diverse career opportunities, a diversified tax base and a broad set of entertainment options. Spread across 42 states, commercial and tribal casino operators and gaming suppliers are committed to growth, innovation and reinvestment in the communities where they do business.



**1.8 Million**  
Jobs Supported



**\$261 Billion**  
Total Economic Impact

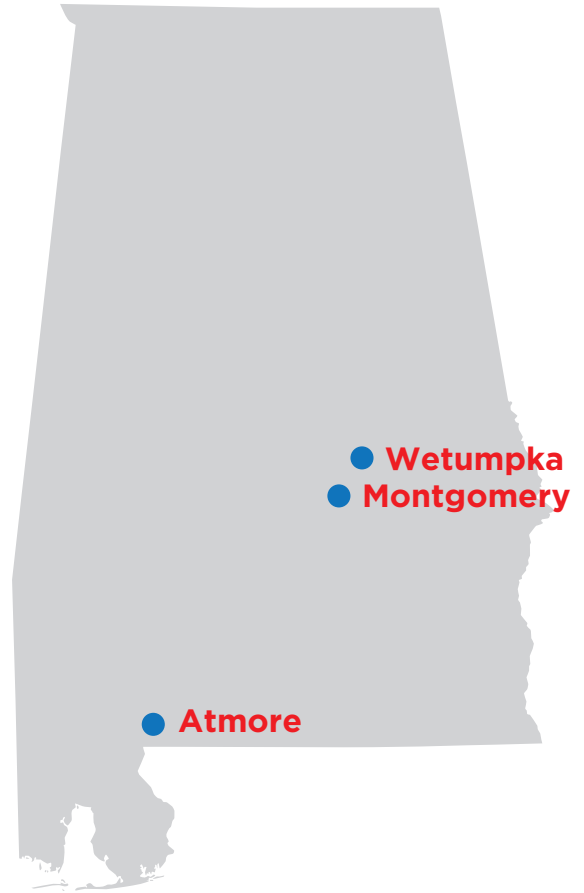


**\$41 Billion**  
Tax Impact &  
Tribal Revenue Share  
Payments to Governments

\*All location data is as of Dec. 31, 2018. Tribal location data is from the National Indian Gaming Commission. The American Gaming Association (AGA) defines commercial casino locations as licensed, individual land-based casinos, riverboat casinos, racetrack casinos (racinos) and jai alai frontons. Commercial casino locations do not include other forms of commercial gaming locations, such as bars, taverns or truck stops with video lottery terminals, or other locations in which gaming is incidental to the location's primary business.

# Alabama

**Alabama** is home to tribal gaming operators that support jobs for more than 12,000 Alabamians and \$149.8 million in tax revenue and tribal revenue share payments annually for all levels of government.



**3**

**Casino Gaming Locations**



**12,270**

**Jobs Supported**



**\$1.4 Billion**

**Total Economic Impact**



**\$149.8 Million**

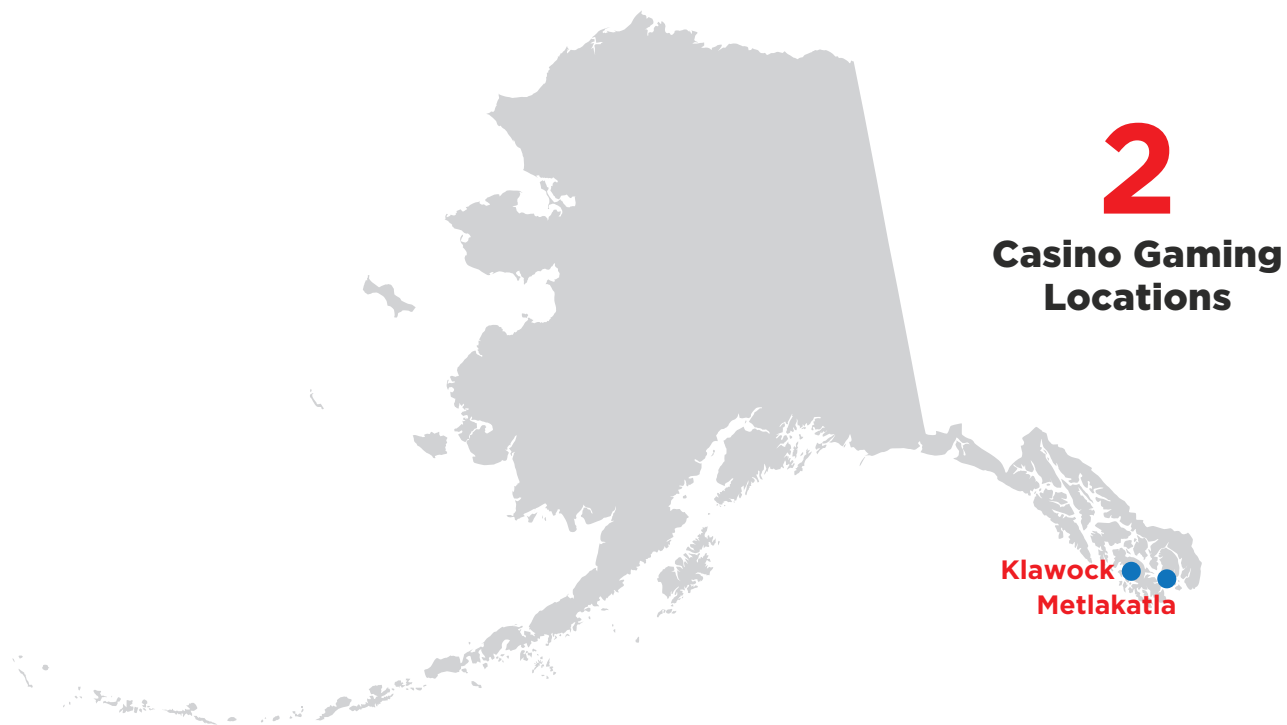
**Tax Impact & Tribal Revenue Share Payments to Governments**

\*All location data is as of Dec. 31, 2018.



# Alaska

**Alaska** is home to tribal gaming operators that support Alaskan jobs and \$350,000 in tax revenue annually for all levels of government.



**27**

**Jobs Supported**



**\$3.7 Million**

**Total Economic Impact**



**\$350,000**

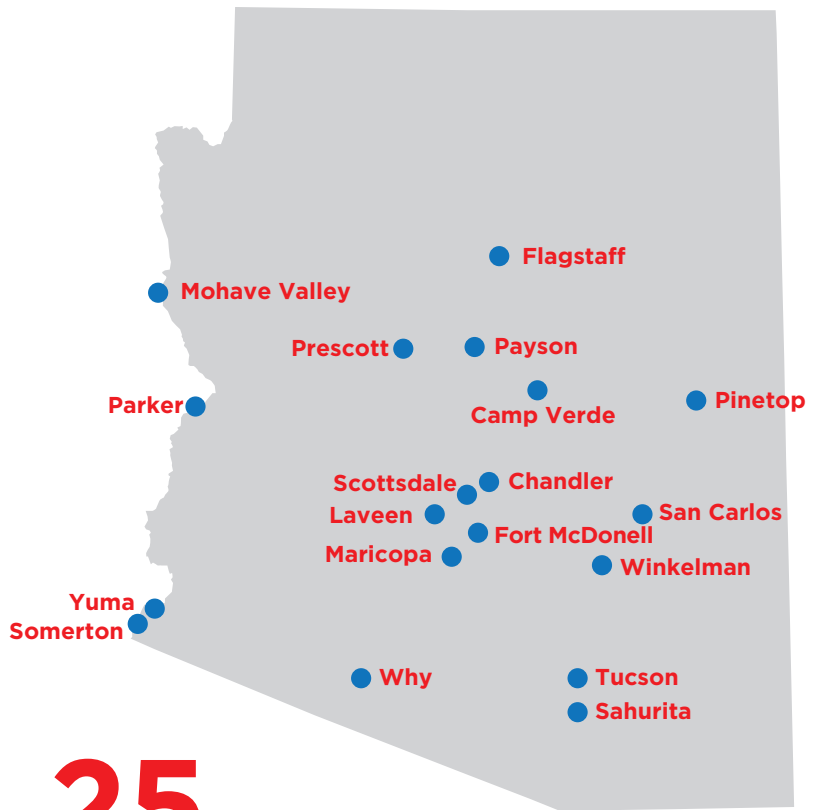
**Tax Impact**

\*All location data is as of Dec. 31, 2018.



# Arizona

**Arizona** is home to tribal gaming operators that support jobs for more than 38,000 Arizonans and \$691.4 million in tax revenue and tribal revenue share payments annually for all levels of government. Tribal revenue sharing funds critical improvements for state schools and is essential to Arizona's trauma and emergency care system. Tribal revenue share payments are also invested in wildlife conservation and tourism programming.



# 25

**Casino Gaming Locations**



**38,069**  
Jobs Supported



**\$4.8 Million**  
Total Economic Impact



**\$691.4 Million**  
Tax Impact &  
Tribal Revenue Share  
Payments to Governments

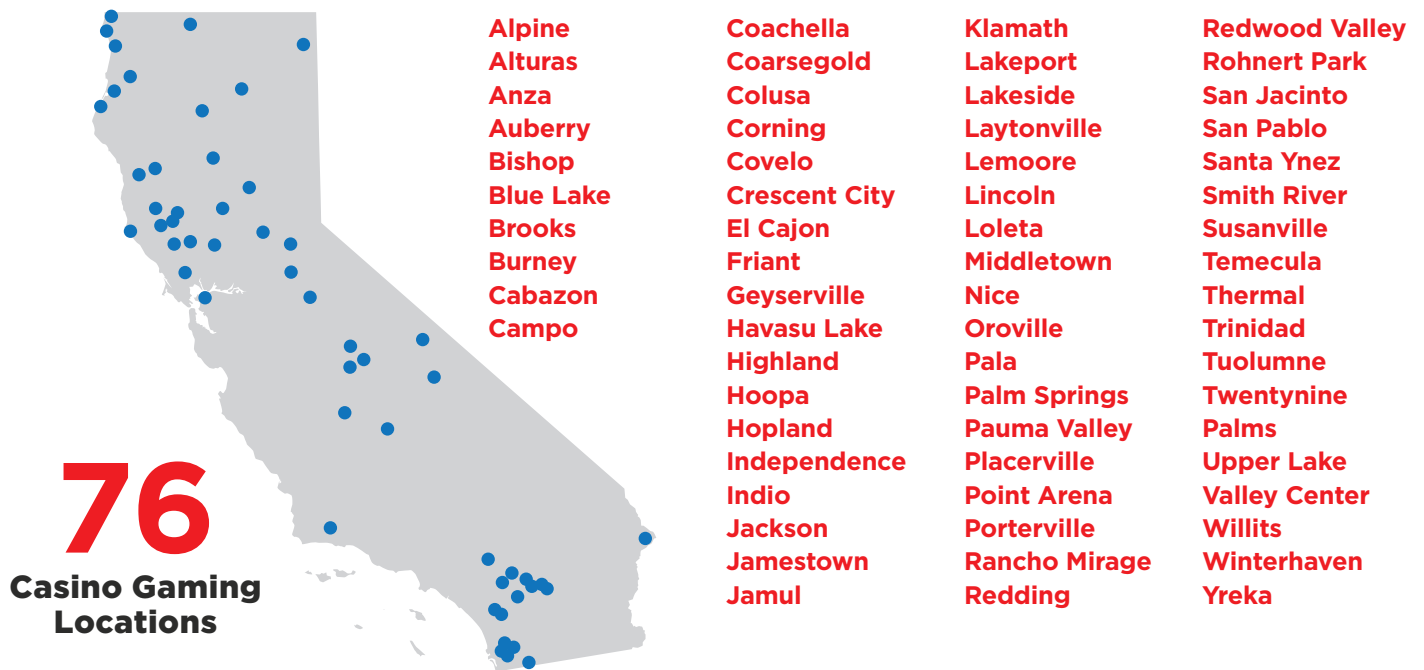
\*All location data is as of Dec. 31, 2018.



## GAMING BY THE NUMBERS

# California

**California** is home to gaming suppliers and tribal gaming operators that support jobs for more than 124,000 Californians and \$3.4 billion in tax revenue and tribal revenue share payments annually for all levels of government. Tribal revenue sharing funds problem gambling prevention programs and supports local governments across California.



**124,274**  
Jobs Supported



**\$20.0 Billion**  
Total Economic Impact



**\$3.4 Billion**  
Tax Impact &  
Tribal Revenue Share  
Payments to Governments

\*All location data is as of Dec. 31, 2018.

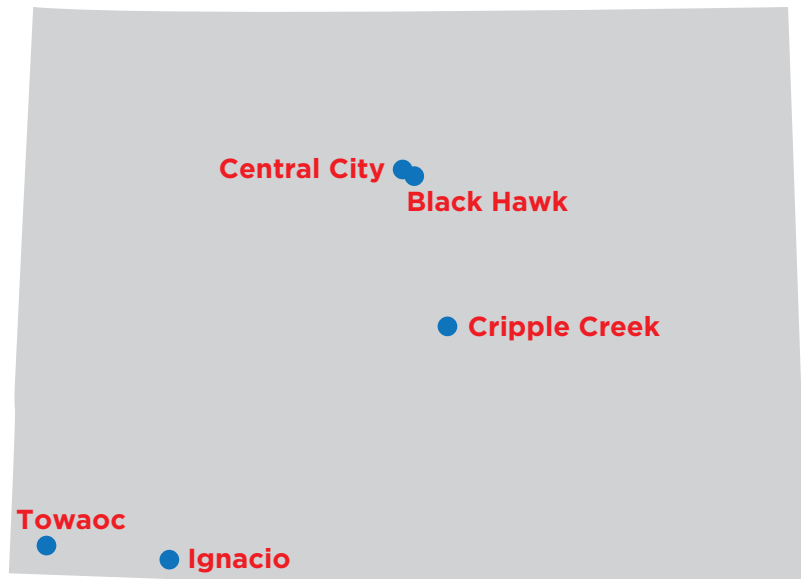


AMERICAN  
GAMING  
ASSOCIATION

# Colorado

**Colorado** is home to commercial and tribal gaming operators that support jobs for nearly 11,000 Coloradans and \$403.5 million in tax revenue annually for all levels of government. Gaming tax revenue funds critical tourism programs and is essential to Colorado's public education system. State gaming taxes are also invested in historic site preservation and applied industry research programming.

**35**  
Casino Gaming  
Locations



**10,842**  
Jobs Supported



**\$1.8 Billion**  
Total Economic Impact



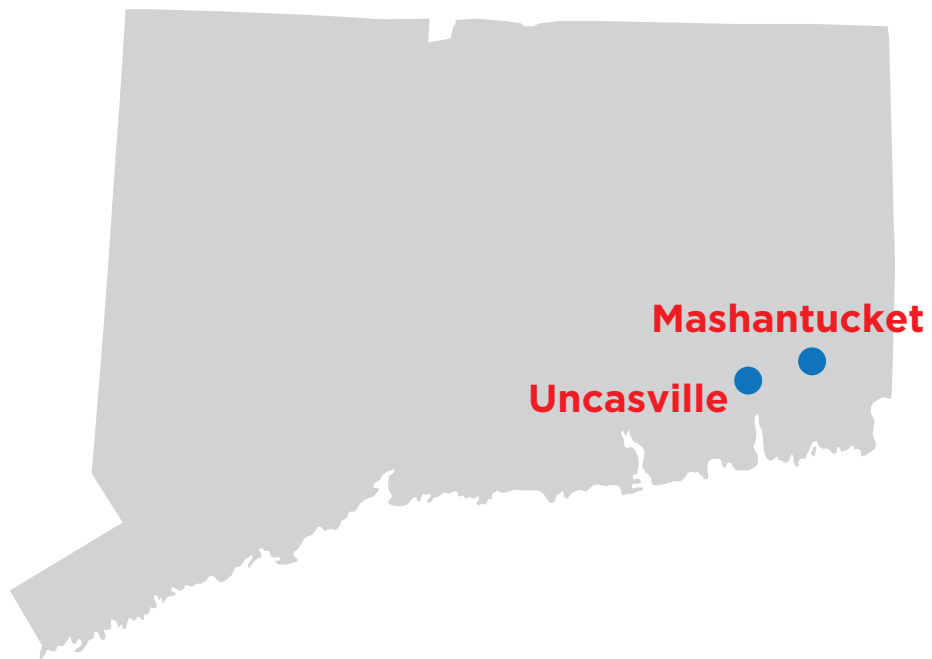
**\$403.5 Million**  
Tax Impact

\*All location data is as of Dec. 31, 2018.

# Connecticut

**Connecticut** is home to tribal gaming operators that support jobs for more than 24,000 Connecticut residents and \$768.9 million in tax revenue and tribal revenue share payments annually for all levels of government.

**2**  
Casino Gaming  
Locations



**24,245**  
Jobs Supported



**\$3.7 Billion**  
Total Economic Impact

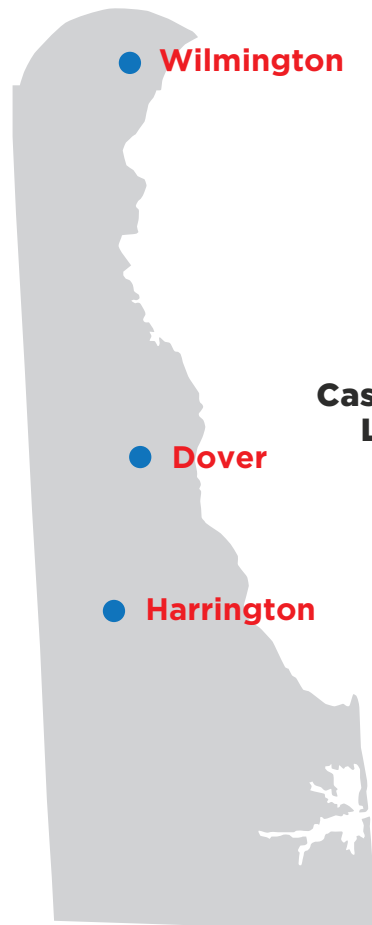


**\$768.9 Million**  
Tax Impact &  
Tribal Revenue Share  
Payments to Governments

\*All location data is as of Dec. 31, 2018.

# Delaware

**Delaware** is home to commercial casino gaming operators that support jobs for more than 5,000 Delawareans and \$295.9 million in tax revenue annually for all levels of government. Gaming tax revenue is appropriated annually to vital state programs, including public education, health and social services and public safety.



**3**  
Casino Gaming Locations



**5,299**  
Jobs Supported



**\$685.3 Million**  
Total Economic Impact



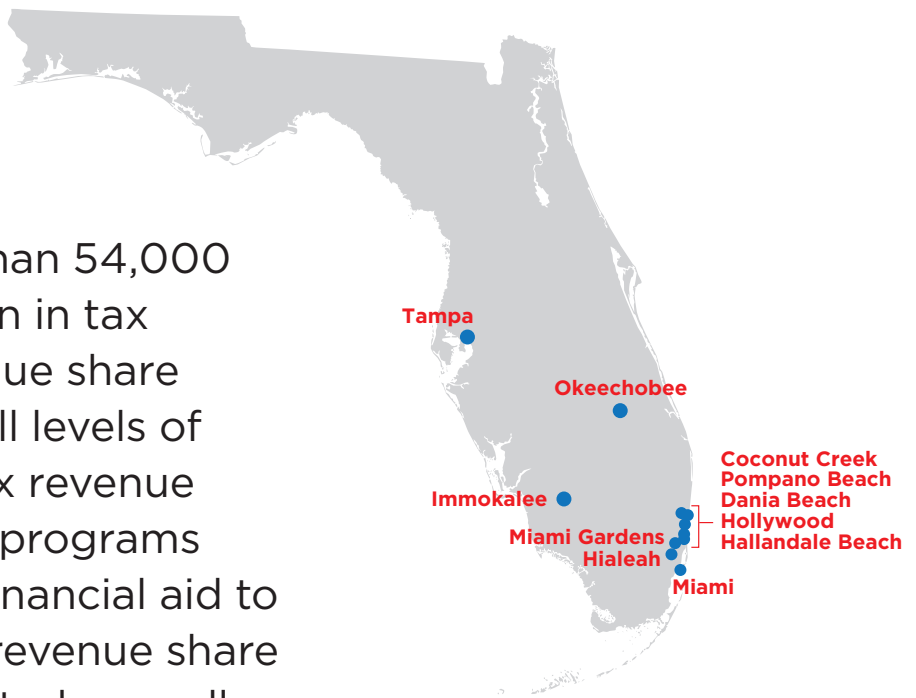
**\$295.9 Million**  
Tax Impact

\*All location data is as of Dec. 31, 2018.



# Florida

**Florida** is home to commercial and tribal gaming operators and gaming suppliers that support jobs for more than 54,000 Floridians and \$1.6 billion in tax revenue and tribal revenue share payments annually for all levels of government. Gaming tax revenue funds critical education programs and provides essential financial aid to Florida students. Tribal revenue share payments are appropriated annually to vital state programs.



# 15

Casino Gaming Locations



**54,142**

Jobs Supported



**\$7.5 Billion**

Total Economic Impact



**\$1.6 Billion**

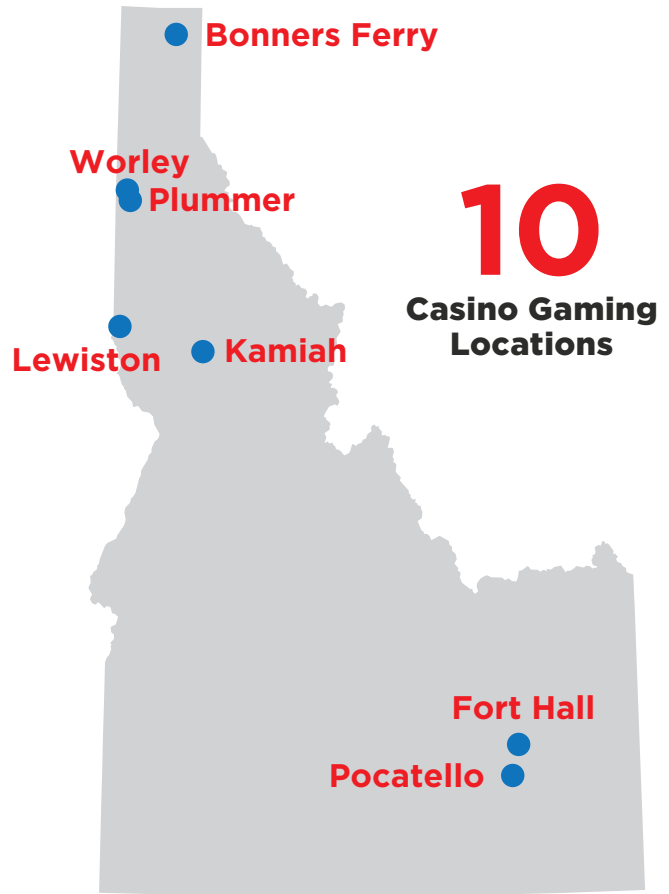
Tax Impact &  
Tribal Revenue Share  
Payments to Governments

\*All location data is as of Dec. 31, 2018.



# Idaho

**Idaho** is home to tribal gaming operators that support jobs for more than 3,000 Idahoans and \$38.9 million in tax revenue and tribal revenue share payments annually for all levels of government.



**3,305**  
Jobs Supported



**\$353.5 Million**  
Total Economic Impact



**\$38.9 Million**  
Tax Impact &  
Tribal Revenue Share  
Payments to Governments

\*All location data is as of Dec. 31, 2018.

# Illinois

**Illinois** is home to gaming suppliers and commercial gaming operators that support jobs for more than 15,000 Illinoisans and \$923.3 million in tax revenue annually for all levels of government. Gaming tax revenue funds critical education programs and is essential to Illinois' public school system. State gaming taxes are also allocated for criminal justice and school infrastructure programming.



# 10

Casino Gaming Locations



## 15,396

Jobs Supported



## \$2.9 Billion

Total Economic Impact



## \$923.3 Million

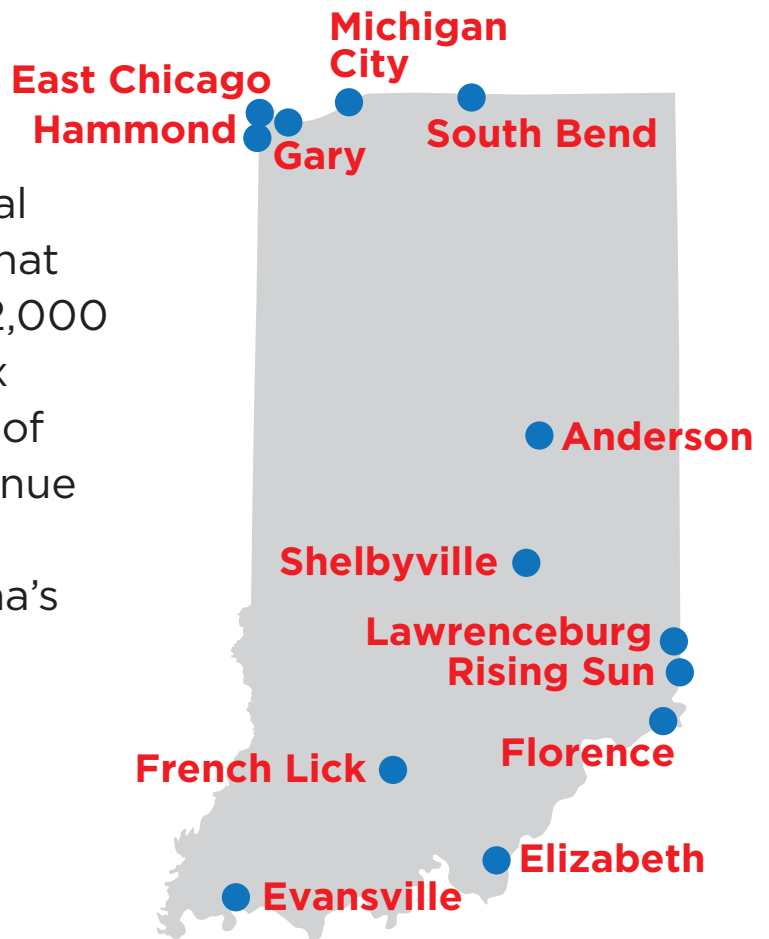
Tax Impact

\*All location data is as of Dec. 31, 2018.



# Indiana

**Indiana** is home to commercial and tribal gaming operators that support jobs for more than 22,000 Hoosiers and \$1.3 billion in tax revenue annually for all levels of government. Gaming tax revenue funds local city and county governments as well as Indiana's horse racing industry.



**14**

Casino Gaming Locations



**22,133**

Jobs Supported



**\$3.9 Billion**

Total Economic Impact



**\$1.3 Billion**

Tax Impact

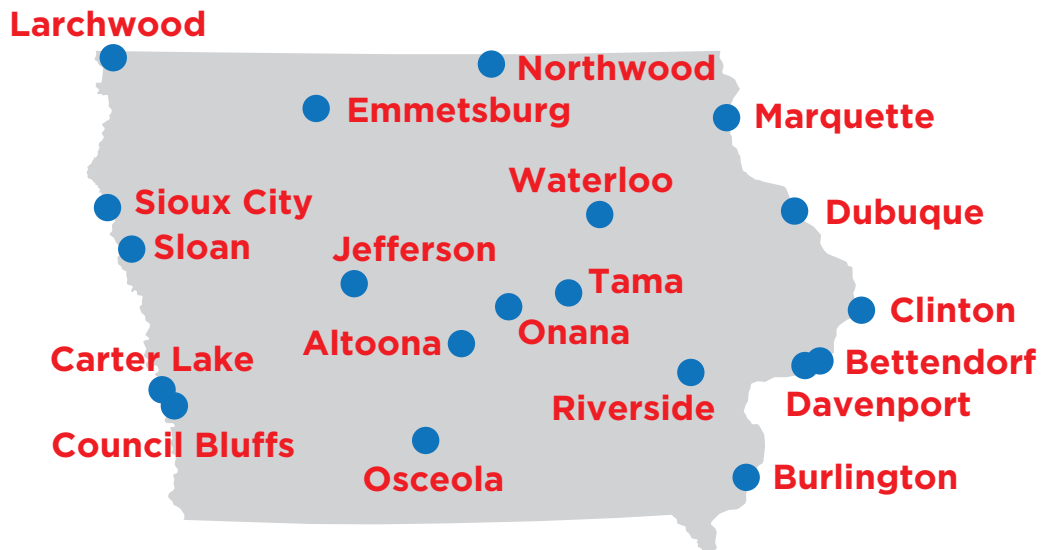
\*All location data is as of Dec. 31, 2018.



# Iowa

**Iowa** is home to commercial and tribal gaming operators and gaming suppliers that support jobs for more than 17,000 Iowans and \$779.2 million in tax revenue and tribal revenue share payments annually for all levels of government. Gaming tax revenue funds critical infrastructure projects and is essential to Iowa's public education system. State gaming taxes are also invested in environmental, worker training and tourism programming.

**23**  
Casino Gaming Locations



**17,420**  
Jobs Supported



**\$2.8 Billion**  
Total Economic Impact



**\$779.2 Million**  
Tax Impact &  
Tribal Revenue Share  
Payments to Governments

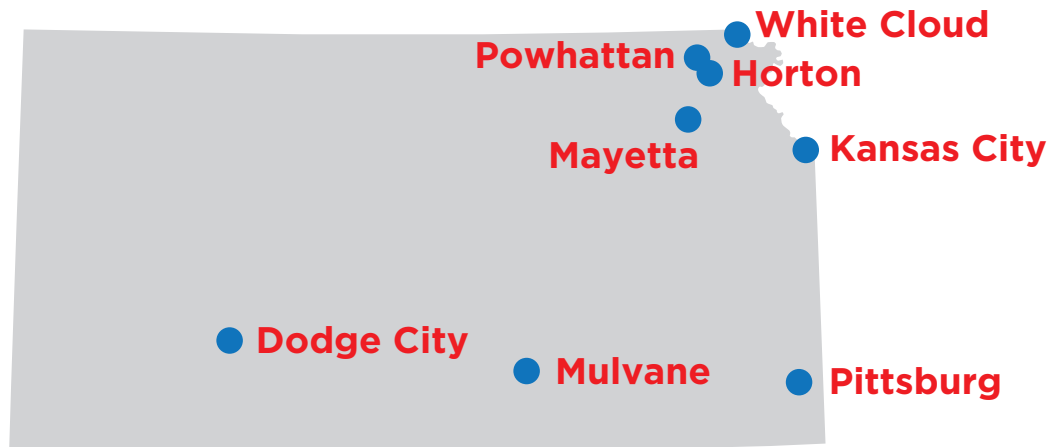
\*All location data is as of Dec. 31, 2018.



# Kansas

**Kansas** is home to commercial and tribal gaming operators that support jobs for more than 7,000 Kansans and \$261.5 million in tax revenue and tribal revenue share payments annually for all levels of government. Gaming tax revenue funds critical infrastructure projects in the state. State gaming taxes are also used to reduce the state's debt and property taxes paid by Kansas residents.

**9**  
Casino Gaming  
Locations



**7,457**  
Jobs Supported



**\$1.3 Billion**  
Total Economic Impact



**\$261.5 Million**  
Tax Impact &  
Tribal Revenue Share  
Payments to Governments

\*All location data is as of Dec. 31, 2018.



# Louisiana

**Louisiana** is home to commercial and tribal gaming operators that support jobs for nearly 41,000 Louisianans and \$1.5 billion in tax revenue and tribal revenue share payments annually for all levels of government. Gaming tax revenue funds critical retirement programs and is essential to Louisiana's public education system and horse racing industry.



**40,919**  
Jobs Supported



**\$6.1 Billion**  
Total Economic Impact

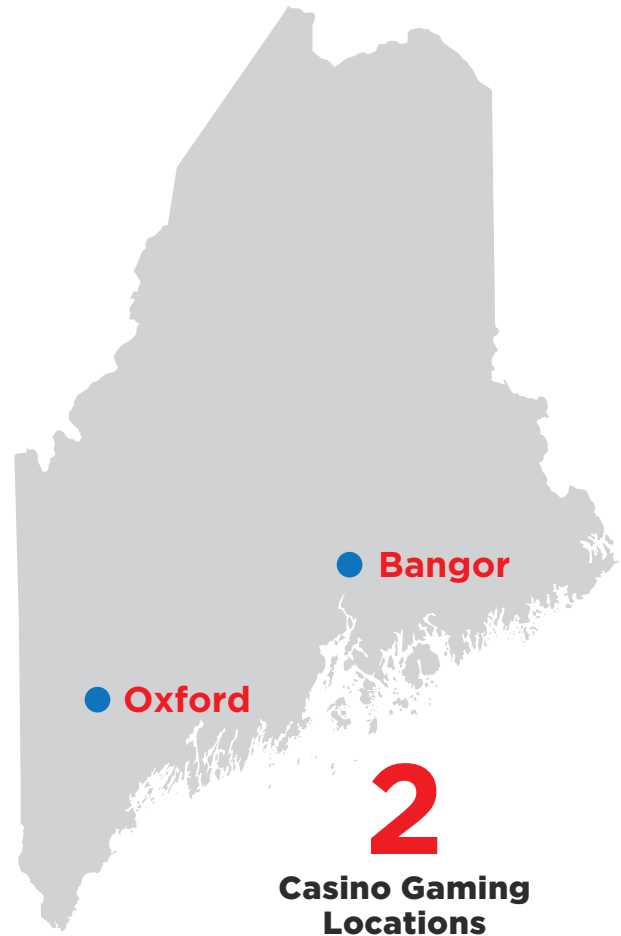


**\$1.5 Billion**  
Tax Impact &  
Tribal Revenue Share  
Payments to Governments

\*All location data is as of Dec. 31, 2018.

# Maine

**Maine** is home to commercial gaming operators that support jobs for more than 1,400 Mainers and \$86.6 million in tax revenue annually for all levels of government. Gaming tax revenue funds college scholarships and is essential to Maine's K-12 education programs. State gaming taxes are also allocated to public health programs, tribal governments and Maine's horse racing industry.



**1,468**  
Jobs Supported



**\$244.2 Million**  
Total Economic Impact



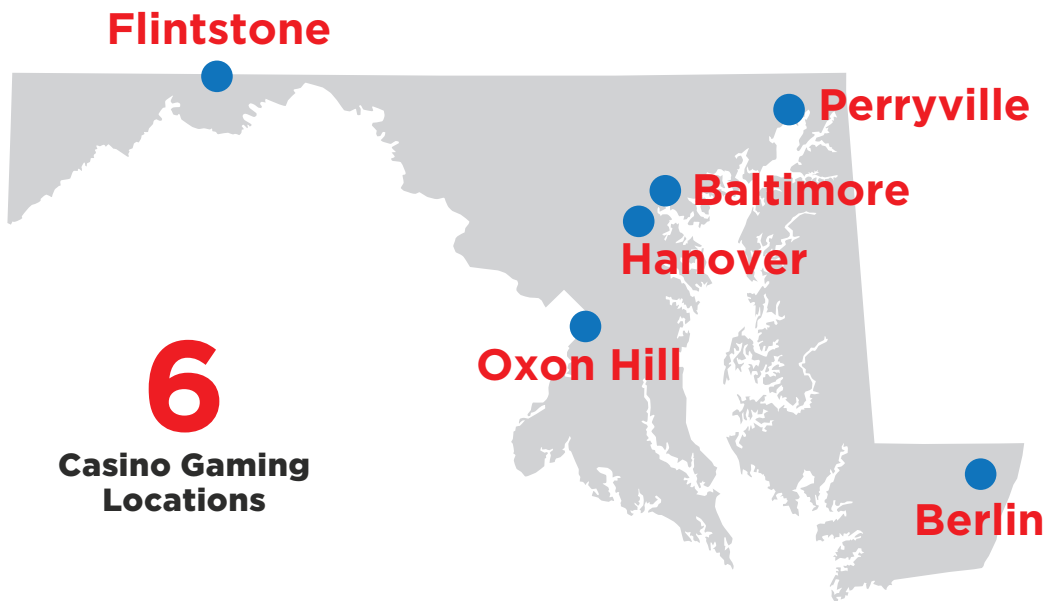
**\$86.6 Million**  
Tax Impact

\*All location data is as of Dec. 31, 2018.



# Maryland

**Maryland** is home to commercial gaming operators that support jobs for more than 15,000 Marylanders and \$962.2 million in tax revenue annually for all levels of government. Gaming tax revenue funds critical school construction projects and is essential to Maryland's public education system. State gaming taxes are also allocated to support small and minority-owned businesses in Maryland, as well as its horse racing industry.



**15,364**  
Jobs Supported



**\$3.0 Billion**  
Total Economic Impact



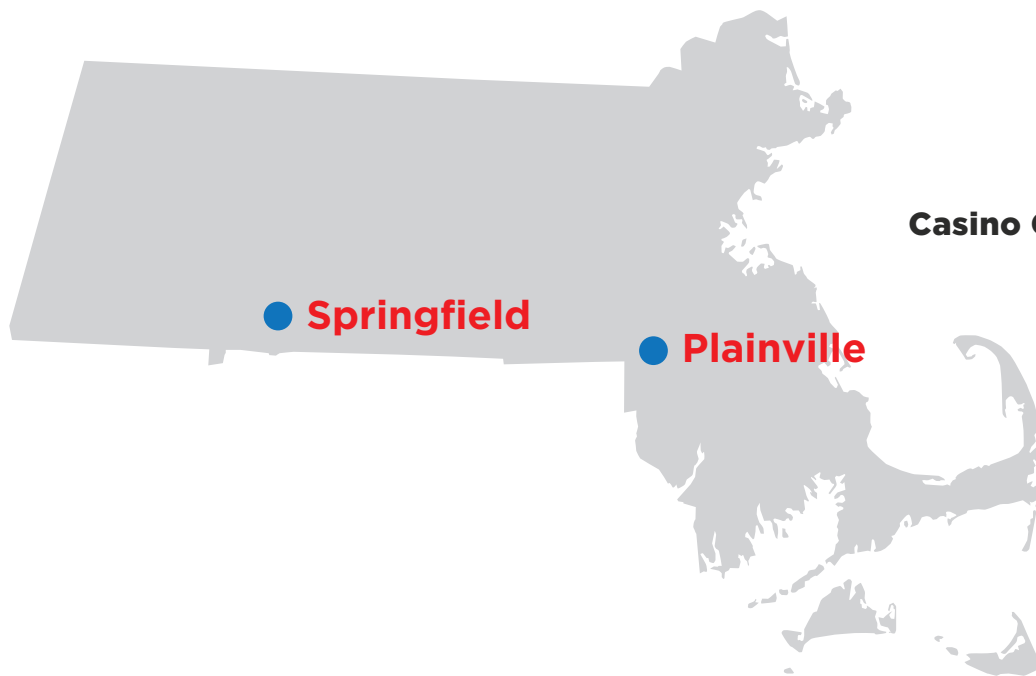
**\$962.2 Million**  
Tax Impact

\*All location data is as of Dec. 31, 2018.



# Massachusetts

**Massachusetts** is home to commercial gaming operators that support jobs for more than 1,600 Bay Staters and \$129.2 million in tax revenue annually for all levels of government. Gaming tax revenue supports the budgetary needs of local governments and is also allocated to Massachusetts' horse racing industry.



**2**

**Casino Gaming Location**



**1,646**

**Jobs Supported**



**\$307.9 Million**

**Total Economic Impact**



**\$129.2 Million**

**Tax Impact**

\*All location data is as of Dec. 31, 2018.



# Michigan

**Michigan** is home to commercial and tribal gaming operators that support jobs for nearly 38,000 Michiganders and \$1.3 billion in tax revenue and tribal revenue share payments annually for all levels of government. Gaming tax revenue funds critical infrastructure projects and is essential to Michigan's public education system. State gaming taxes are also invested in public safety and policy training programming while tribal revenue share payments are distributed to local governments across Michigan.



**37,911**  
Jobs Supported



**\$6.3 Billion**  
Total Economic Impact



**\$1.3 Billion**  
Tax Impact &  
Tribal Revenue Share  
Payments to Governments

\*All location data is as of Dec. 31, 2018.

# Minnesota

**Minnesota** is home to tribal gaming operators that support jobs for more than 29,000 Minnesotans and \$516.4 million in tax revenue and tribal revenue share payments annually for all levels of government.



# 40

**Casino Gaming Locations**



## 29,160

**Jobs Supported**



## \$3.7 Billion

**Total Economic Impact**



## \$516.4 Million

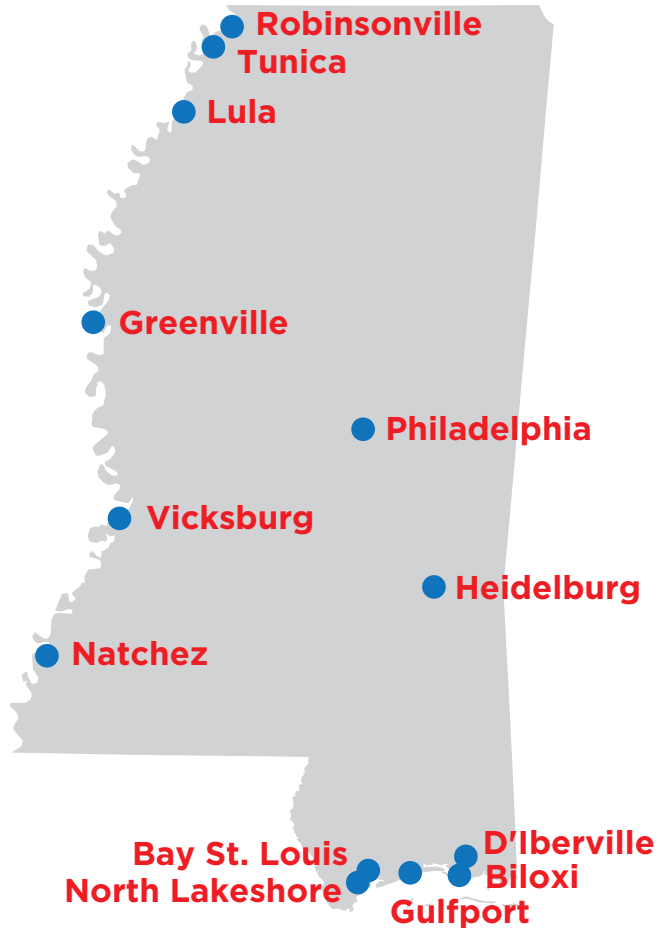
**Tax Impact & Tribal Revenue Share Payments to Governments**

\*All location data is as of Dec. 31, 2018.



# Mississippi

**Mississippi** is home to commercial and tribal gaming operators that support jobs for more than 37,000 Mississippians and \$975.6 million in tax revenue annually for all levels of government. Gaming tax revenue funds critical social welfare initiatives and is essential to Mississippi's public education system. State gaming taxes are also invested in infrastructure and tourism programming.



# 31

Casino Gaming Locations



**37,277**

Jobs Supported



**\$4.4 Billion**

Total Economic Impact



**\$975.6 Million**

Tax Impact

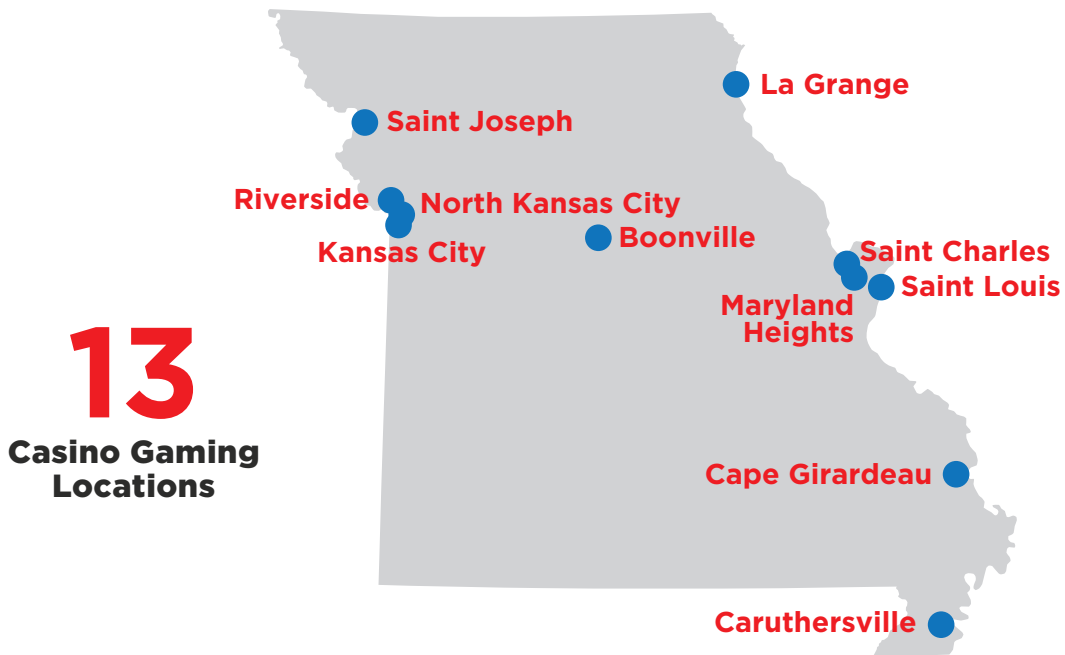
\*All location data is as of Dec. 31, 2018.



## GAMING BY THE NUMBERS

# Missouri

**Missouri** is home to commercial gaming operators that support jobs for nearly 20,000 Missourians and \$997.8 million in tax revenue annually for all levels of government. Gaming tax revenue funds critical education programs and supports Missouri's National Guard. State gaming taxes are also allocated to lower-income college students and veterans programming.



**19,987**  
Jobs Supported



**\$3.4 Billion**  
Total Economic Impact



**\$997.8 Million**  
Tax Impact

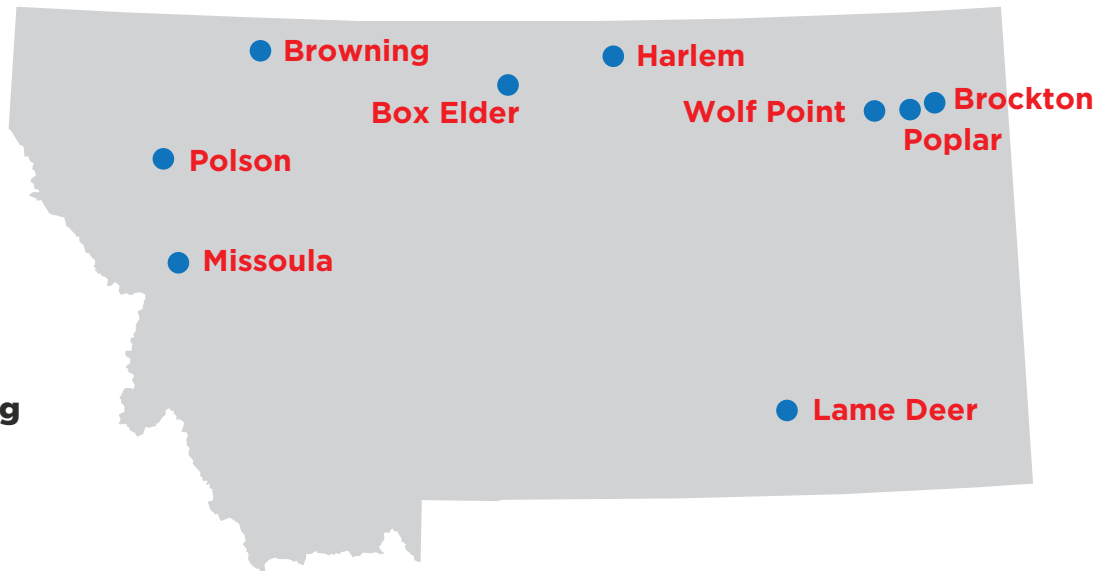
\*All location data is as of Dec. 31, 2018.



AMERICAN  
GAMING  
ASSOCIATION

# Montana

**Montana** is home to tribal gaming operators that support jobs for hundreds of Montanans and \$6.1 million in tax revenue annually for all levels of government.



**13**

Casino Gaming Locations



**484**

Jobs Supported



**\$55.8 Million**  
Total Economic Impact




**\$6.1 Million**  
Tax Impact

\*All location data is as of Dec. 31, 2018.



# Nebraska

**Nebraska** is home to tribal gaming operators that support Nebraskan jobs and \$1.4 million in tax revenue annually for all levels of government.



**5**

**Casino Gaming Locations**



**105**

**Jobs Supported**



**\$14.0 Million**  
**Total Economic Impact**



**\$1.4 Million**  
**Tax Impact**

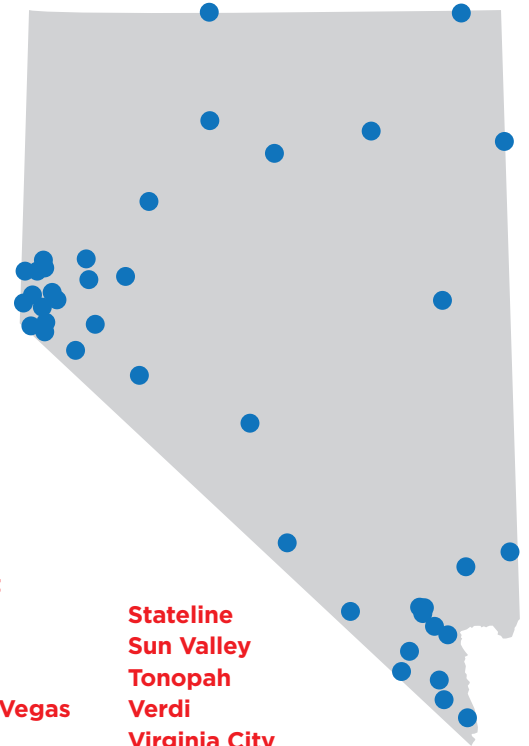
\*All location data is as of Dec. 31, 2018.





# Nevada

**Nevada** is home to commercial and tribal gaming operators and gaming suppliers that support jobs for more than 410,000 Nevadans and \$8.3 billion in tax revenue annually for all levels of government. Gaming tax revenue funds statewide education programs and is essential to Nevada’s general budgetary needs. State gaming taxes are also invested in local school systems and transportation programming.



# 221

## Casino Gaming Locations

Battle Mountain  
Beatty  
Boulder City  
Cal Nev Ari  
Carson City

Carter Lake  
Crystal Bay  
Dayton  
Elko  
Ely

Fallon  
Fernley  
Gardnerville  
Hawthorne  
Henderson  
Incline Village  
Jackpot  
Jean  
Las Vegas  
Laughlin  
Lovelock

McDermitt  
Mesquite  
Minden  
Moapa  
North Las Vegas  
Pahrump  
Primm  
Reno  
Searchlight  
Silver Springs  
Sparks

Stateline  
Sun Valley  
Tonopah  
Verdi  
Virginia City  
Wellington  
Wendover  
West Wendover  
Winnemucca  
Yerington



**410,456**  
Jobs Supported



**\$56 Billion**  
Total Economic Impact



**\$8.3 Billion**  
Tax Impact

\*All location data is as of Dec. 31, 2018.

# New Jersey

**New Jersey** is home to gaming suppliers and commercial gaming operators that support jobs for more than 39,000 New Jerseyans and \$1.2 billion in tax revenue annually for all levels of government. Gaming tax revenue funds critical senior citizen and disabled resident programs and is essential to New Jersey's public education system. State gaming taxes are also invested in law enforcement and economic development programming.



**9**

**Casino Gaming Locations**



**39,007**  
**Jobs Supported**



**\$6.5 Billion**  
**Total Economic Impact**

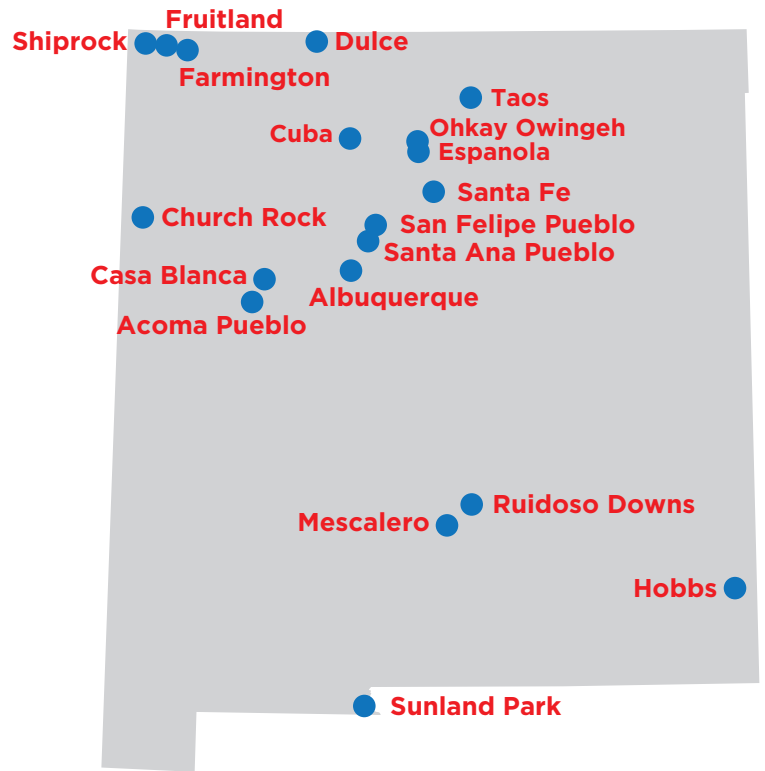


**\$1.2 Billion**  
**Tax Impact**

\*All location data is as of Dec. 31, 2018.

# New Mexico

**New Mexico** is home to commercial and tribal gaming operators that support jobs for more than 17,000 New Mexicans and \$380.5 million in tax revenue and tribal revenue share payments annually for all levels of government. Gaming tax revenue and tribal revenue share payments are allocated for critical state budgetary needs by the state legislature. Gaming taxes are also distributed to New Mexico's horse racing industry.



# 32

**Casino Gaming Locations**



## 17,393

**Jobs Supported**



## \$2.2 Billion

**Total Economic Impact**



## \$380.5 Million

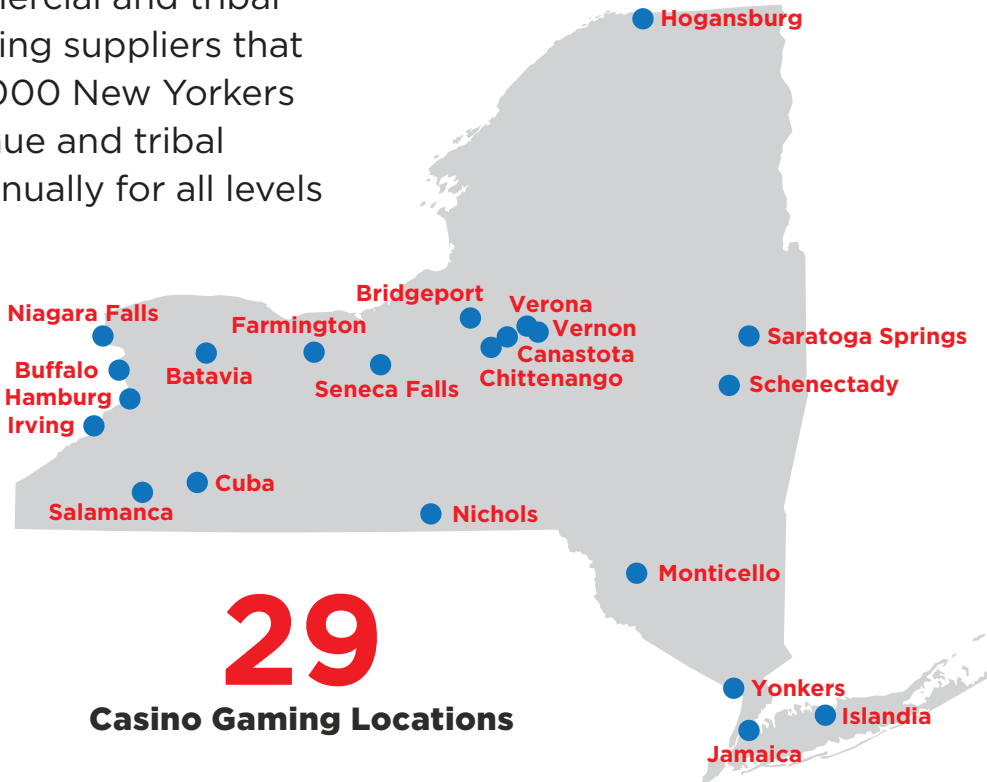
**Tax Impact & Tribal Revenue Share Payments to Governments**

\*All location data is as of Dec. 31, 2018.



# New York

**New York** is home to commercial and tribal gaming operators and gaming suppliers that support jobs for nearly 26,000 New Yorkers and \$2.0 billion in tax revenue and tribal revenue share payments annually for all levels of government. Gaming tax revenue is essential to funding school districts across New York. State gaming taxes and tribal revenue share payments are also allocated to local governments and statewide education programs.



# 29

Casino Gaming Locations



## 25,784

Jobs Supported



## \$6.5 Billion

Total Economic Impact



## \$2 Billion

Tax Impact & Tribal Revenue Share Payments to Governments

\*All location data is as of Dec. 31, 2018.



# North Carolina

**North Carolina** is home to tribal gaming operators that support jobs for more than 15,000 North Carolinians and \$225.3 million in tax revenue and tribal revenue share payments annually for all levels of government. Tribal revenue sharing is essential to funding local school districts across North Carolina.



**15,034**  
Jobs Supported



**\$1.8 Billion**  
Total Economic Impact




**\$225.3 Million**  
Tax Impact &  
Tribal Revenue Share  
Payments to Governments

\*All location data is as of Dec. 31, 2018.

# North Dakota

**North Dakota** is home to tribal gaming operators that support jobs for more than 4,000 North Dakotans and \$59.5 million in tax revenue annually for all levels of government.

**9**  
Casino Gaming  
Locations



**4,275**  
Jobs Supported



**\$491.2 Million**  
Total Economic Impact



**\$59.5 Million**  
Tax Impact

\*All location data is as of Dec. 31, 2018.



## GAMING BY THE NUMBERS

# Ohio

**Ohio** is home to commercial gaming operators that support jobs for nearly 20,000 Ohioans and \$1.1 billion in tax revenue annually for all levels of government. Gaming tax revenue funds critical education programs and is essential to Ohio's public school system. State gaming taxes are also distributed to Ohio's horse racing industry and local governments.



# 11

Casino Gaming Locations



## 19,953

Jobs Supported



## \$3.6 Billion

Total Economic Impact



## \$1.1 Billion

Tax Impact

\*All location data is as of Dec. 31, 2018.



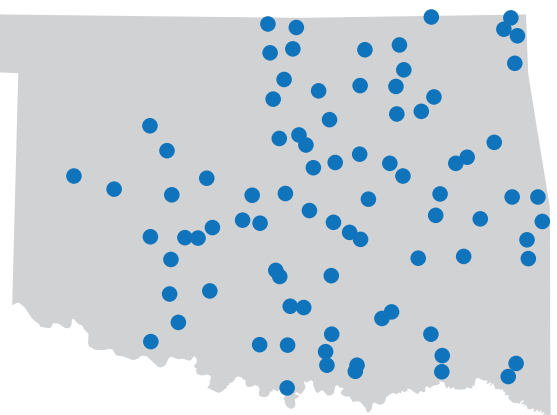
AMERICAN  
GAMING  
ASSOCIATION

# Oklahoma

**Oklahoma** is home to tribal and commercial gaming operators and gaming suppliers that support jobs for nearly 76,000 Oklahomans and \$1.7 billion in tax revenue and tribal revenue share payments annually for all levels of government. Gaming tax revenue and tribal revenue sharing are essential to funding Oklahoma's public education system.

## 141

**Casino Gaming Locations**



- |              |             |               |              |                     |
|--------------|-------------|---------------|--------------|---------------------|
| Ada          | Concho      | Idabel        | Perry        | Sulphur             |
| Anadarko     | Coyle       | Kingston      | Pocasset     | Tahlequah           |
| Antlers      | Davis       | Konawa        | Pocola       | Thackerville        |
| Apache       | Devol       | Lawton        | Ponca City   | Tishomingo          |
| Ardmore      | Duncan      | Madill        | Poteau       | Tonkawa             |
| Atoka        | Durant      | McAlester     | Quapaw       | Tryon               |
| Bartlesville | El Reno     | Miami         | Ramona       | Tulsa               |
| Beggs        | Elgin       | Muskogee      | Red Rock     | Verden              |
| Braman       | Eufaula     | Newcastle     | Roland       | Walters             |
| Bristow      | Fort Gibson | Newkirk       | Sallisaw     | Watonga             |
| Broken Bow   | Grant       | Norman        | Sand Springs | West Siloam Springs |
| Calera       | Grove       | Okemah        | Seminole     | Wewoka              |
| Canton       | Hammon      | Oklahoma City | Shawnee      | Wilburton           |
| Carnegie     | Harrah      | Okmulgee      | Skiatook     | Wilson              |
| Catoosa      | Heavener    | Paoli         | South        | Wyandotte           |
| Chandler     | Hinton      | Pauls Valley  | Coffeyville  | Yale                |
| Checotah     | Holdenville | Pawhuska      | Stigler      |                     |
| Claremore    | Hominy      | Pawnee        | Stringtown   |                     |
| Clinton      | Hugo        | Perkins       | Stroud       |                     |



**75,885**  
Jobs Supported



**\$9.8 Billion**  
Total Economic Impact



**\$1.7 Billion**  
Tax Impact &  
Tribal Revenue Share  
Payments to Governments

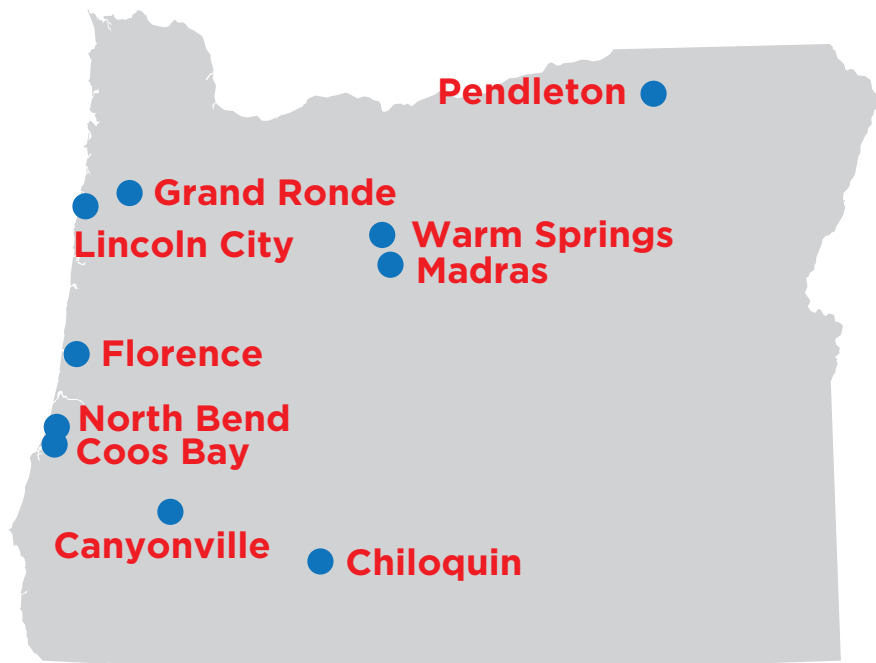
\*All location data is as of Dec. 31, 2018.



# Oregon

**Oregon** is home to tribal gaming operators that support jobs for nearly 11,000 Oregonians and \$163 million in tax revenue and tribal revenue share payments annually for all levels of government.

**10**  
Casino Gaming  
Locations



**10,770**  
Jobs Supported



**\$1.3 Billion**  
Total Economic Impact



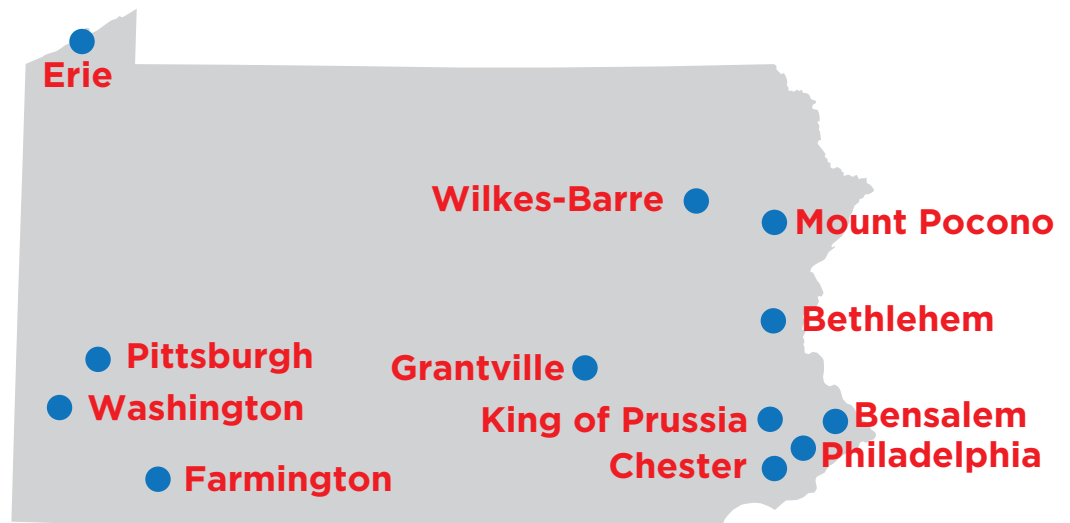
**\$163 Million**  
Tax Impact &  
Tribal Revenue Share  
Payments to Governments

\*All location data is as of Dec. 31, 2018.

# Pennsylvania

**Pennsylvania** is home to commercial gaming operators that support jobs for more than 33,000 Pennsylvanians and \$2.5 billion in tax revenue annually for all levels of government. Gaming tax revenue funds tourism and local economic development projects and supports Pennsylvania’s horse racing industry.

**12**  
Casino Gaming  
Locations



**33,171**  
Jobs Supported



**\$6.3 Billion**  
Total Economic Impact



**\$2.5 Billion**  
Tax Impact

\*All location data is as of Dec. 31, 2018.

# Rhode Island

**Rhode Island** is home to gaming suppliers and commercial gaming operators that support jobs for more than 5,000 Rhode Islanders and \$485 million in tax revenue annually for all levels of government. Gaming tax revenue funds critical state services, including public safety and education programs. State gaming taxes are also allocated to local governments and the Narragansett Indian Tribe.



**5,215**  
Jobs Supported



**\$1.1 Billion**  
Total Economic Impact



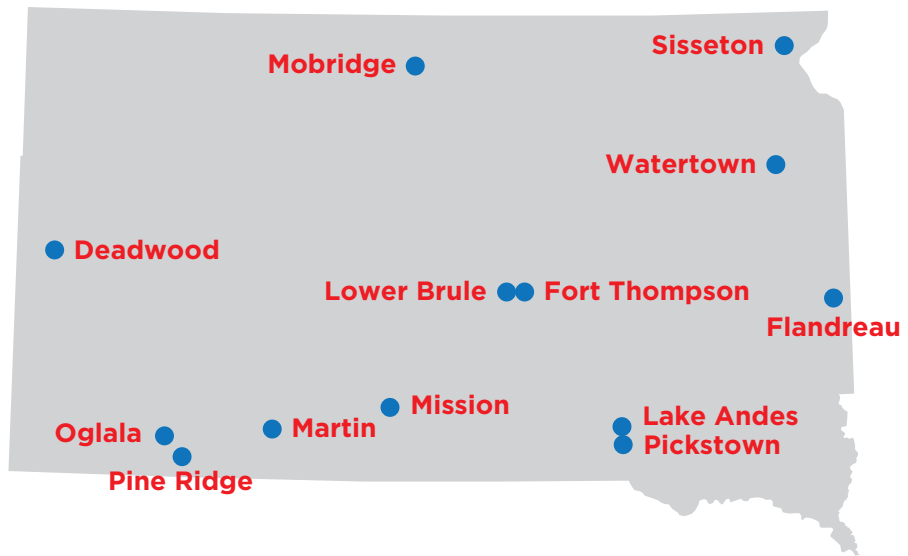
**\$485 Million**  
Tax Impact

\*All location data is as of Dec. 31, 2018.

# South Dakota

**South Dakota** is home to commercial and tribal gaming operators that support jobs for more than 4,000 South Dakotans and \$77.8 million in tax revenue annually for all levels of government. Gaming tax revenue is used to promote South Dakota as a tourist destination and is essential to the city of Deadwood. State gaming taxes are also allocated to historic site preservation.

**37**  
Casino Gaming  
Locations



**4,238**  
Jobs Supported



**\$457.3 Million**  
Total Economic Impact



**\$77.8 Million**  
Tax Impact

\*All location data is as of Dec. 31, 2018.

# Texas

**Texas** is home to gaming suppliers and tribal gaming operators that support jobs for more than 3,000 Texans and \$50 million in tax revenue annually for all levels of government.



**3,111**  
Jobs Supported



**\$418.9 Million**  
Total Economic Impact



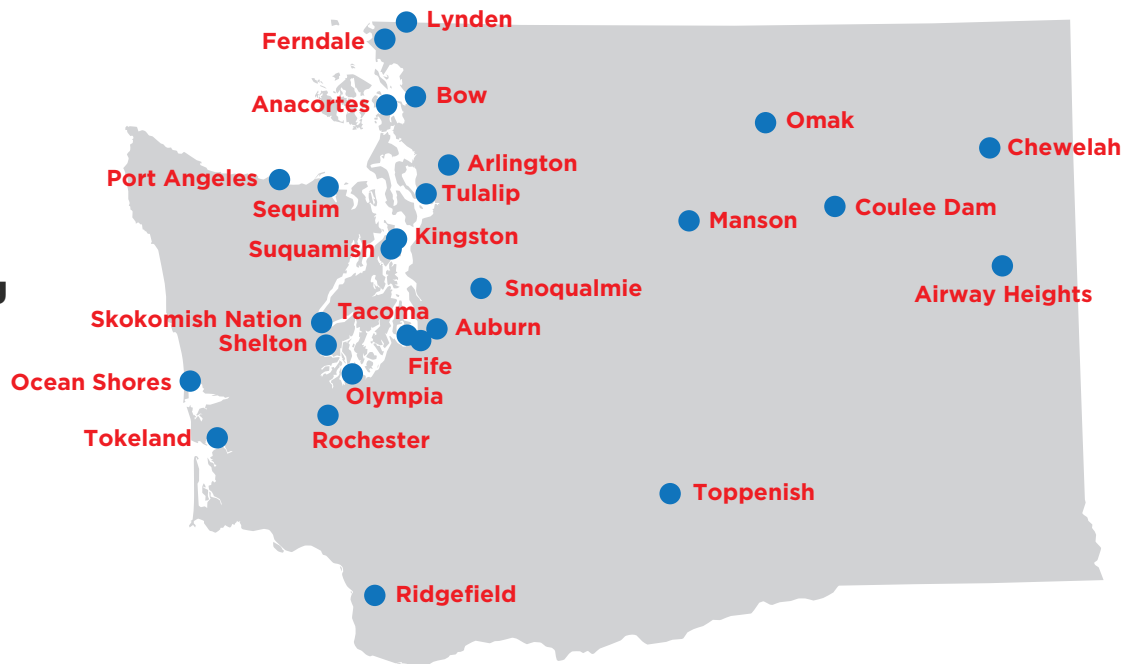
**\$50 Million**  
Tax Impact

\*All location data is as of Dec. 31, 2018.

# Washington

**Washington** is home to gaming suppliers and tribal gaming operators that support jobs for more than 35,000 Washingtonians and \$768.9 million in tax revenue and tribal revenue share payments annually for all levels of government. Tribal revenue sharing is essential to funding local law enforcement and emergency services across the state.

**34**  
Casino Gaming  
Locations



**35,044**  
Jobs Supported



**\$5.4 Billion**  
Total Economic Impact

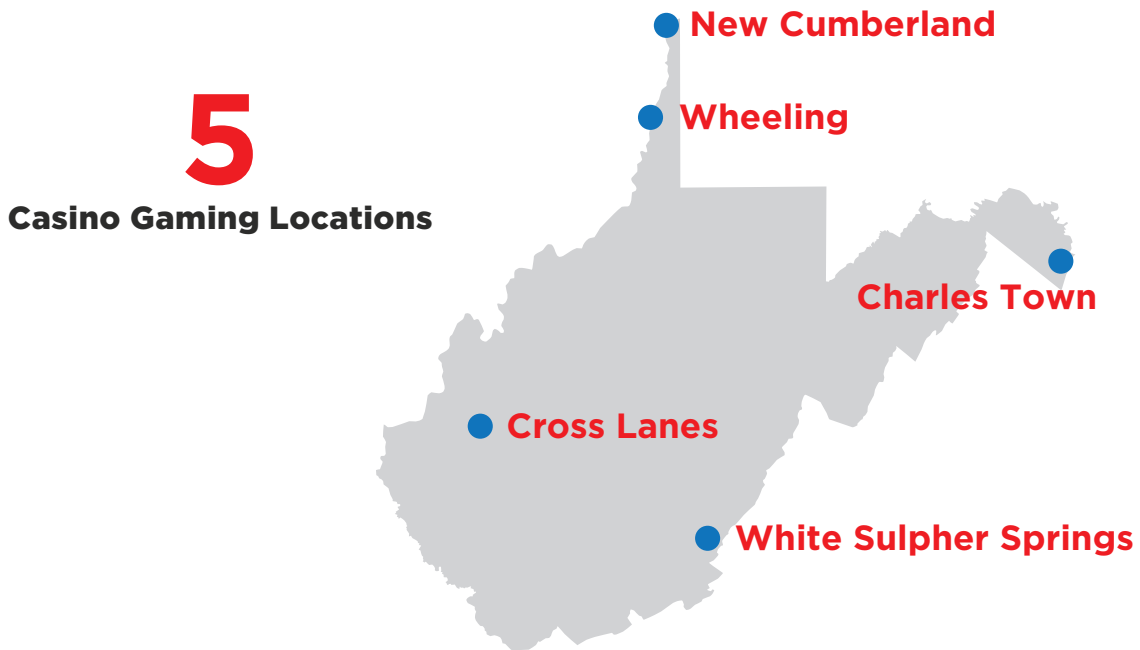


**\$768.9 Million**  
Tax Impact &  
Tribal Revenue Share  
Payments to Governments

\*All location data is as of Dec. 31, 2018.

# West Virginia

**West Virginia** is home to commercial gaming operators that support jobs for more than 8,000 West Virginians and \$487.1 million in tax revenue annually for all levels of government. Gaming tax revenue is essential to funding critical services for senior citizens and West Virginia's public education system. State gaming taxes are also invested in state park and tourism programming.



**8,347**  
**Jobs Supported**



**\$1.0 Billion**  
**Total Economic Impact**



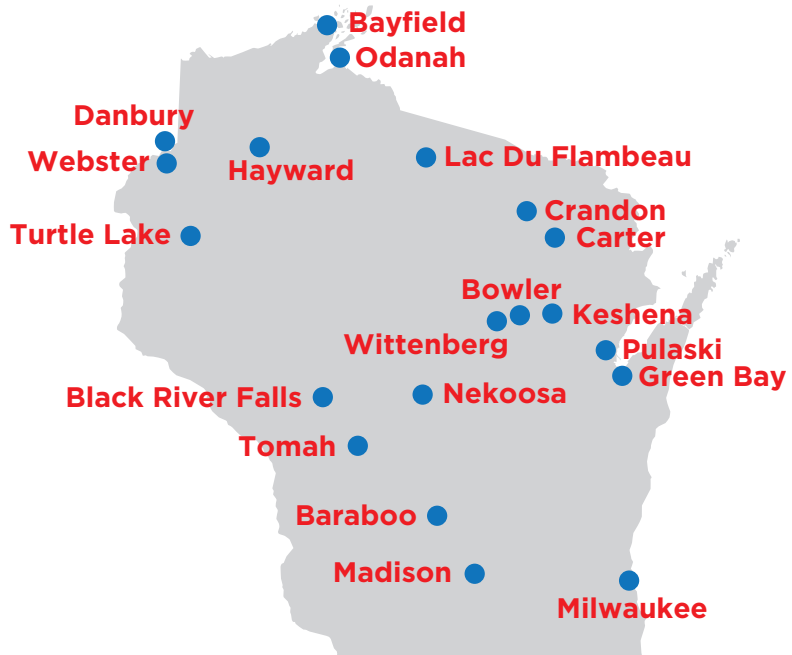
**\$487.1 Million**  
**Tax Impact**

\*All location data is as of Dec. 31, 2018.

# Wisconsin

**Wisconsin** is home to tribal gaming operators that support jobs for nearly 27,000 Wisconsinites and \$446.4 million in tax revenue and tribal revenue share payments annually for all levels of government. Tribal revenue sharing funds vital state services, including healthcare and law enforcement. Tribal revenue share payments are also invested in education, tourism and wildlife conservation programming.

**27**  
Casino Gaming Locations



**26,882**  
Jobs Supported



**\$3.1 Billion**  
Total Economic Impact



**\$446.4 Million**  
Tax Impact &  
Tribal Revenue Share  
Payments to Governments


\*All location data is as of Dec. 31, 2018.



# Wyoming

**Wyoming** is home to tribal gaming operators that support jobs for nearly 1,000 Wyomingites and \$14.4 million in tax revenue annually for all levels of government.

**4**  
Casino Gaming  
Locations



**974**  
Jobs Supported



**\$110.4 Million**  
Total Economic Impact



**\$14.4 Million**  
Tax Impact

\*All location data is as of Dec. 31, 2018.

